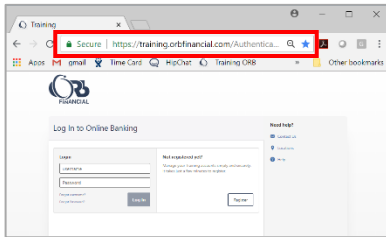


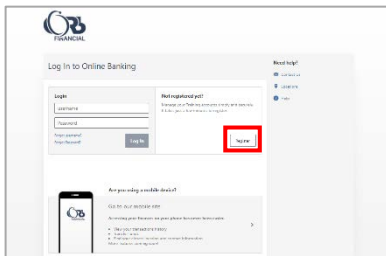
**Step 1: Launch ORB**

1. Open your Internet browser and enter the IP for the ORB digital banking platform

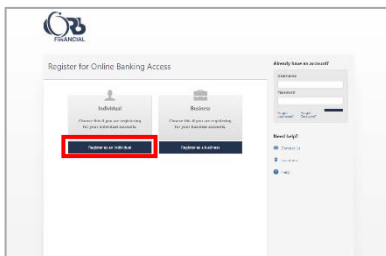


**Step 2: Self-Service Registration**

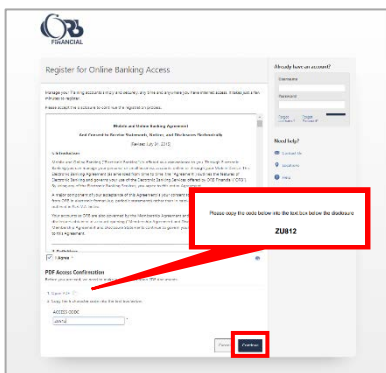
1. Click Register



2. Click Register as an Individual

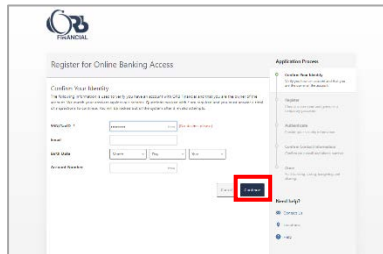


3. Accept disclosure; Enter access code; Click Continue

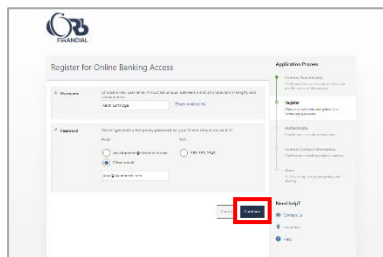


**Step 2: Self-Service Registration (cont.)**

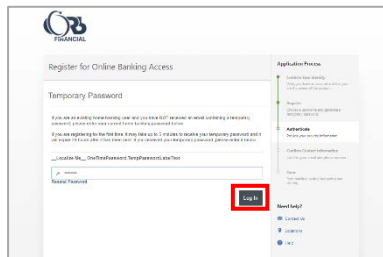
4. Enter required information; Click Continue



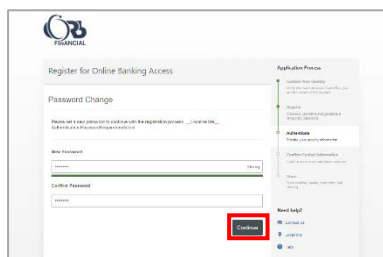
5. Enter new username; Select delivery option for temporary password; Click Continue



6. Enter temporary password; Click Log In

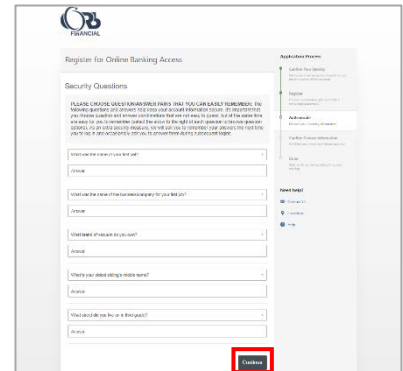


7. Enter new password; Click Continue

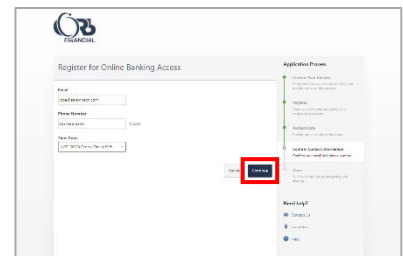


**Step 2: Self-Service Registration (cont.)**

8. Create security questions; Click Continue



9. Confirm user details; Click Continue



10. Select accounts to display on Dashboard; Click Finish Registration

